

## Foam Monitors: Standard and Optional Features

- Standard 7,500 L/min (2,000 GPM) manually operated monitor
- Optional monitors with ratings of: 4,000 to 40,000 L/min (1,000 to 10,000 GPM)
- Optional handwheel operation or wireless remote control of the rotation, elevation and stream pattern



**Manually Operated**

The rotation and elevation are manually controlled. Lock nuts secure the position.



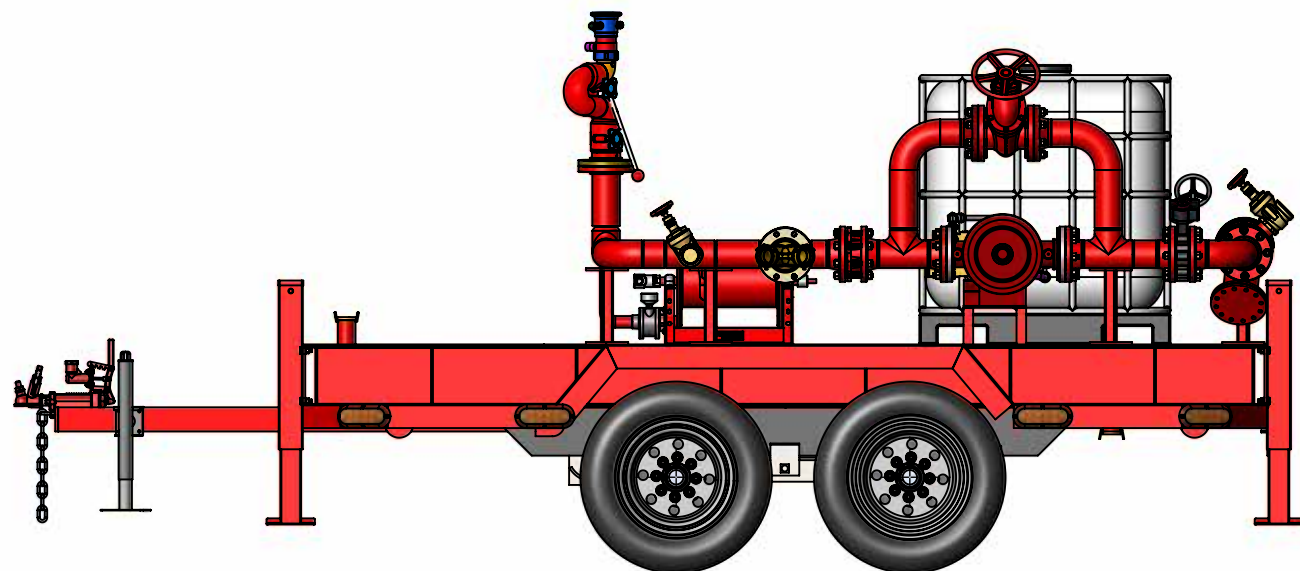

**Gear Operated**

Rotation and elevation are controlled with handwheels.



**Wireless Control**

Rotation and elevation are controlled remotely through a wireless interface.



**REDA Fire & Hazard Control** custom engineers and builds each foam trailer to specific purchaser requirements. Foam monitors and nozzles are supplied by leading global manufacturers in various LPM / GPM ratings up to 40,000L/min (10,000 GPM)!

The foam plumbing system can be supplied with multiple 65mm (2.5") and/or 100mm (4"), 125mm (5"), 150mm (6") LDH hose inlets for water supply and similar sized outlets on multiple discharges. A variety of foam educting nozzles or foam injection systems are also available.

Foam concentrate storage totes are integrated into the trailer design for excellent load balance and low

center of gravity. For initial attack a single or multiple 1,000L (265G) foam tote(s) can be installed.

These custom designed **REDA** foam trailers are equipped with suitable axles, tires, and suspension systems that meet GVWR requirements. The units are available in single or multiple axle configurations. The trailer steel framework and equipment or hosebed compartments can be fabricated in various configurations.

Additional hose and equipment compartments can be engineered to carry supplementary firefighting equipment.

# Foam System Trailer

## STANDARD AND OPTIONAL TRAILER FEATURES

### CUSTOM BUILT DESIGN

- Engineered to specific purchaser dimensions – available in trailer lengths of 3M (10') to 8M (26')
- All welded steel fabricated trailer sub-frame
- Non-slip diamond plate working surfaces
- Integral steel or aluminum fender assemblies
- Wide range of GVWR carrying capacities: 2 or 3 axles, suspensions, radial tires and steel wheels, with various trailer connection hitches, electric or hydraulic type brake systems
- Four (4) manually operated leveling jacks

### FOAM CONCENTRATE TOTES

- One or two foam totes 1,000L (265G) installed center of trailer
- Custom built stainless steel or poly foam tanks in various sizes and shapes available

### HOSE REEL AND ENCLOSURE

- UV protection steel enclosure with integral rotating access door
- Electric or manual rewind hose reel
- 45M (150') to 75M (250') x 25mm (1") or 38mm (1.5") hose
- Pistol grip nozzle

### OPTIONAL HOSE STORAGE

- Custom designed hosebed for firefighting handlines available as option
- Large diameter hose (LDH) hosebed – optional

### OPTIONAL STORAGE COMPARTMENTS

- Either steel or aluminum compartments available as options with custom designed compartment configurations
- Hinged doors or roll-up shutters available
- Equipment mounting provisions such as adjustable shelving, roll-out slide trays, tool and nozzle mounting boards

### OPTIONAL WATER BALLAST TANK

- An integral ballast water tank can be installed under the walkway for high flow monitor installation



## THREE (3) AVAILABLE FOAM SYSTEMS

### WATER DRIVEN FOAM PUMPS

- FireDos water driven foam pump, manually operated bypass valve
- Foam solution flows to 19,000L/min (5,000GPM)



### DIRECT INJECTION FOAM SYSTEMS

- FoamPro single point or multi-point flow-based foam injection systems
- Foam solution flows to 19,000L/min (5,000GPM)

### DIRECT DRIVE FOAM PUMPS

- Trident positive displacement 115, 225, 340, 600, 1,135L/min (30, 60, 90, 160 or 300GPM) foam pumps. Diesel engine driven
- Ratio controllers, metering valves, balancing valves

## TRIDENT



### SELF EDUCTING FOAM NOZZLE

- Self educting foam nozzle with flexible pickup hose

### FOAM EDUCTOR SYSTEM

- Eductor system for handlines or hose reel

### WATER INTAKES

- All stainless steel Type #316 piping
- Ball, butterfly, or gated valves – gear, screw or electrically operated
- Gated 100mm, 125mm, 150mm (4", 5" or 6") LDH intakes
- Gated 65mm (2.5") intakes
- Water intake strainer (FireDos)

### FOAM SOLUTION DISCHARGES

- All stainless steel Type #316 piping
- Ball, butterfly or gated valves – gear, screw or electrically operated
- Gated 100mm, 125mm, 150mm (4", 5" or 6") LDH hose discharges
- Gated 65mm (2.5") hose discharges
- Gated 100mm (4") or larger monitor discharge

**FireDos** GmbH  
Proportioners and Monitors  
for Fire-Fighting

