



FIRE HOSE REEL STATION

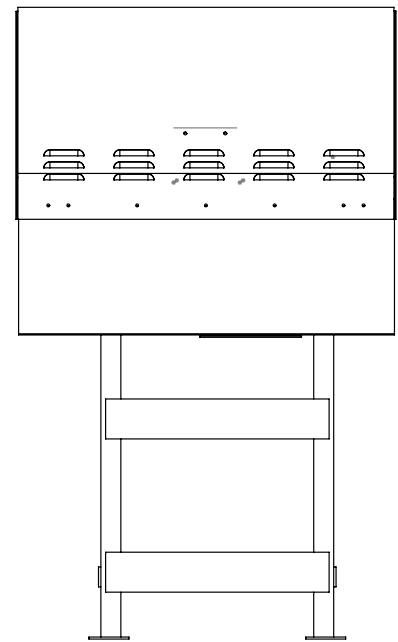
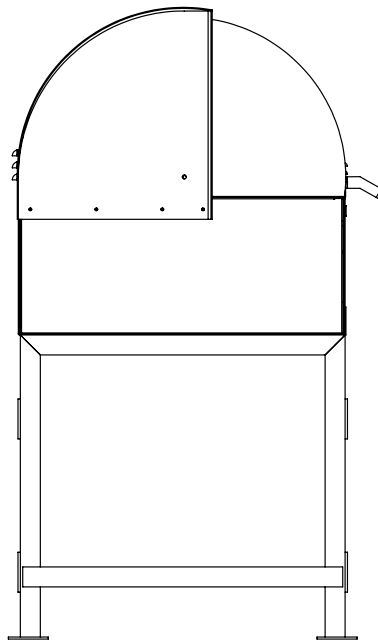
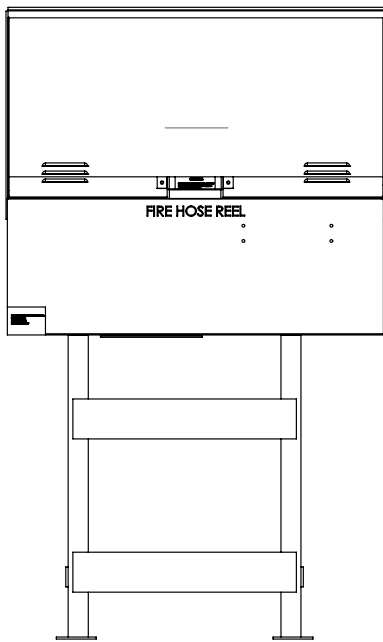
The REDA Fire & Hazard Control Series 400 hose reel enclosure assembly is constructed to the highest industry standards. The unit is an ideal combination that utilizes strategic components built by leading suppliers from around the globe. REDA integrates this technology into a unique solution that provides for both rapid access and quick deployment. Each hose reel enclosure meets strict purchaser requirements and industry standards in painted steel or stainless steel materials.

Series 400 hose reel stations are designed for rapid response use in hazardous areas at industrial plants. The reels are supported with a structural steel base and have mounting pads for solid ground securement. Each station incorporates a manual rewind hose reel with various hose diameters and LPM/GPM flow capacity nozzles. Water supply to the reel can be from either domestic or fire water mains.

A foam system option option can be incorporated into either enclosure reel stations or exposed reel stations without covers. All hose reel stations can be equipped with optional foam supply tanks that are integrated into the standard support system. In addition, many types of in-line foam eductors and foam nozzles are available. The piping is engineered to permit use of water only or foam only applications. The foam tank, LPM/GPM foam flow, and foam nozzles can be designed for specific hazards and water supply availability.

FIRE HOSE REEL STATION

FIRE HOSE REEL STATION



ENCLOSURE SPECIFICATIONS

Materials: 2.5 mm Thickness Hot-rolled ASTM A36 Sheet and Angle of Carbon Steel or Stainless Steel; Full Enclosure for U.V. Hose Protection

Welding: Certified Welders Using ASME-IX Standards

Fasteners: HD Galvanized or Stainless Steel

Finish: Grit Blasted and and Multiple Coats of Primer and RAL3000 Enamel Red Paint or Epoxy Corrosion Protection

Cover: Rotating the Steel Covers Exposes Reel for Easy Hose Removal

Door Handle: Front Mounted to Lift-up Cover

Hose Reel, Valve Control, and Hose/Nozzle

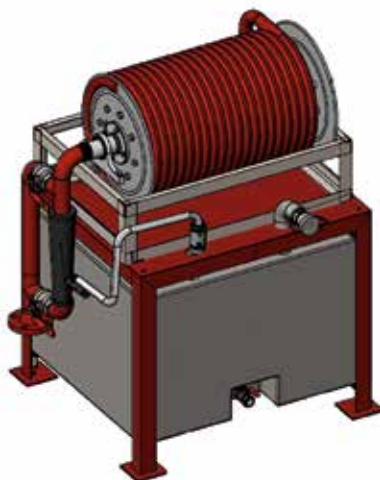
- Steel Reel with Manual Rewind and Brake
- Water Control Valve Supplied
- Valve Type: Gate or Quick Opening Ball Valve

Hose Size: 32 mm (1¼")

Non-collapsible, UL Listed, with Lengths of: 15 m (50'), 30 m (100'), or 38 m (125')

Nozzle: Fixed Flow 225 LPM (60 GPM) or Adjustable Flow

FOAM SYSTEM OPTION



- **Foam Tank:** Stainless Steel #304, Vented
- **Capacity:** 220 L (60 G) Mounted Under Reel on Rubber Pads
- **Foam Tank Piping:** Drain Valve and Refill Connection
- **Foam Eductor:** 225 LPM (60 GPM) Adjustable Foam Percentage
- **Foam Nozzle:** Fixed Flow 225 LPM (60 GPM) or Adjustable Flow

**Custom Design Services
Available for Specific Purchaser
Requirements**

